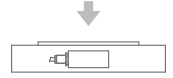




Manufactured according to OIML R60 standards

Capacity from 30000 kg to 250000 kg

- 17-4 PH STAINLESS STEEL
- COMBINED ERROR  $\leq \pm 0.1\%$
- PROTECTION CLASS IP68



CAPACITY	kg	IECEx	Ex	EAC	INTERNAL DIAMETER	EXTERNAL DIAMETER	NET WEIGHT OF LOAD CELL (kg)	CODE
30000		•	•	•	50 mm	163 mm	-	CA50/30T
50000		•	•	•	50 mm	163 mm	-	CA50/50T
75000		•	•	•	50 mm	163 mm	-	CA50/75T
50000		•	•	•	75 mm	163 mm	-	CA75/50T
75000		•	•	•	75 mm	163 mm	-	CA75/75T
75000		•	•	•	120 mm	229 mm	-	CA120/75T
100000		•	•	•	120 mm	229 mm	-	CA120/100T
125000		•	•	•	120 mm	229 mm	-	CA120/125T
125000		•	•	•	165 mm	275 mm	-	CA165/125T
150000		•	•	•	165 mm	275 mm	-	CA165/150T
180000		•	•	•	165 mm	275 mm	-	CA165/180T
180000		•	•	•	225 mm	320 mm	-	CA225/180T
250000		•	•	•	225 mm	320 mm	-	CA225/250T

ON REQUEST

### CERTIFICATIONS

#### CERTIFICATIONS ON REQUEST

- ✓ Calibration report (ACCREDIA LAT traceability)
- Ex ATEX II 1GD (zone 0-1-2-20-21-22)
- IECEx Ex IECEx II 1GD (zone 0-1-2-20-21-22)
- EAC Complies with the Eurasian Custom Union regulations (Russia, Belarus, Kazakhstan)

### OPTIONS ON REQUEST

#### DESCRIPTION

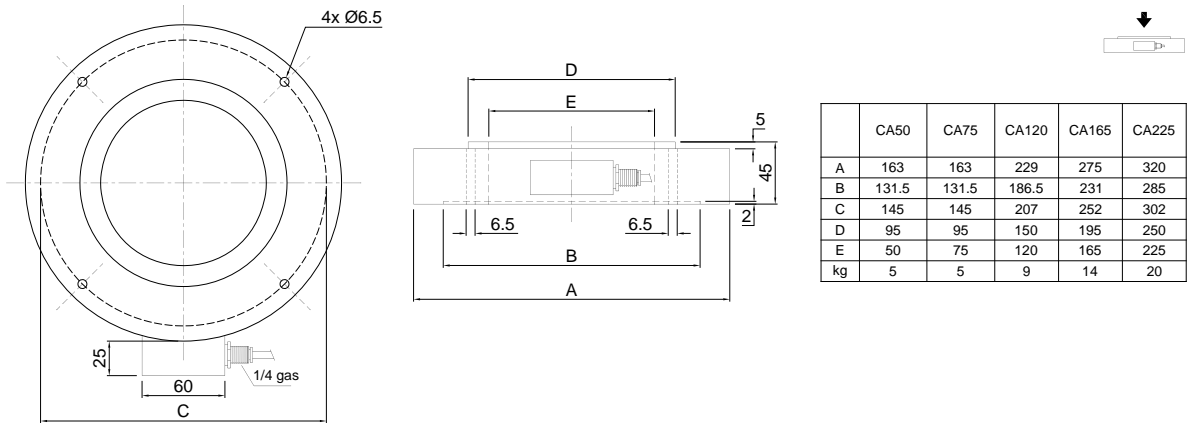
Two redundant strain gauges Wheatstone bridges (350 Ω) with two output cables; for dual safety systems

### COMPLEMENTARY ACCESSORIES



DESCRIPTION			CODE
Galvanized steel plates for load distribution.	Dimensions: for load cell:		
Upper plate	Ø98x25 mm	CA50/ ...	PIAS50CASUP
Lower plate	Ø170x25 mm		PIAS50CAINF
Upper plate	Ø98x27.5 mm	CA75/ ...	PIAS75CASUP
Lower plate	Ø170x25 mm		PIAS75CAINF
Upper plate	Ø150x27.5 mm	CA120/ ...	PIAS120CASUP
Lower plate	Ø240x30 mm		PIAS120CAINF
Upper plate	Ø199x30 mm	CA165/ ...	PIAS165CASUP
Lower plate	Ø290x30 mm		PIAS165CAINF
Upper plate	Ø250x30 mm	CA225/ ...	PIAS225CASUP
Lower plate	Ø330x35 mm		PIAS225CAINF

### TECHNICAL FEATURES - DIMENSIONS

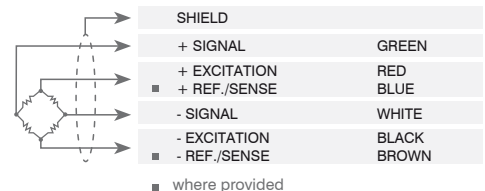


### TECHNICAL FEATURES - DIMENSIONS

Material	17-4 PH stainless steel		
Nominal load (E max)	30000 - 50000 - 75000 - 100000 - 125000 - 150000 - 180000 - 250000 kg		
Combined error	≤ ±0.1%		
Protection class	IP68		
Rated output	2 mV/V ±0.1%	Input resistance	700 Ω ±5
Temperature effect on zero	0.005% °C	Output resistance	700 Ω ±20
Temperature effect on span	0.005% °C	Zero balance	±1%
Compensated temperature range	-10 °C / +50 °C	Insulation resistance	>5000 MΩ
Operating temperature range	-20 °C / +70 °C	Safe overload (% of full scale)	150%
Creep at nominal load in 30 minutes	0.03%	Ultimate overload (% of full scale)	300%
Max supply voltage without damage	15 V	Deflection at nominal load	0.4 mm

### ELECTRICAL CONNECTIONS

Cable length	5 m
Cable diameter	5 mm
Cores	4/6 x 0.14 mm <sup>2</sup>



The Company reserves the right to make changes to the technical data, drawings and images without notice.